


INDIAN INCOME TAX UPDATED RETURN ACKNOWLEDGEMENT			Assessment Year 2024-25
[Where the data of the Updated Return of Income is filed in Form ITR-1(SAHJ), ITR-2, ITR-3, ITR-4(SUGAM), ITR-5, ITR-6, ITR-7 and verified] (Please see Rule 12 of the Income-tax Rules, 1962)			
PAN	AAF9735D		
Name	RICHMOND ENCLAVE PRIVATE LIMITED		
Address	Jyotinagar Sakesphere Sarani, Near Weble It Park, Dakhin Dhadka S.O, Roshna, Bardhaman, 32-West Bengal, 91-INDIA, 713341		
Status	7-Private company	Form Number	ITR-6
Filed u/s	139(8A)-Updated return	e-Filing Acknowledgement Number	905232921180325
Taxable Income and Tax details	Current Year business loss, if any	1	0
	Total Income as per Updated return	2	2,02,960
	Total Income as per earlier return	3	0
	Book Profit under MAT, where applicable as per Updated Return	4	2,02,133
	Adjusted Total Income under AMT, where applicable as per Updated Return	5	0
	Amount payable (+) / Refundable (-) as per Updated return	6	(+) 27,240
	Additional income-tax liability on updated income	7	6,560
	Net amount payable	8	33,800
	Tax paid u/s 140B	9	33,800
	Tax due (8-9)	10	0
This return has been digitally signed by <u>EHTERAM AZMI</u> in the capacity of <u>Director</u> having PAN <u>AJGPA1705M</u> from IP address <u>115.96.110.97</u> on <u>18-Mar-2025 17:59:14</u> at <u>ASANSOL</u> (Place) DSC Sl.No & Issuer <u>5296172</u> & <u>24784048CN=e-Mudhra Sub CA for Class 3 Individual 2022,OU=Certifying Authority,O=eMudhra Limited,C=IN</u>			
System Generated Barcode/QR Code	 AAF9735D0690523292118032505bb164a00cca21a10d7e74b10d7931abab4c00		
<u>DO NOT SEND THIS ACKNOWLEDGEMENT TO CPC, BENGALURU</u>			

FINANCIAL REPORT

F.Y. - 2023-24

RICHMOND ENCLAVE PRIVATE LIMITED

(COMPANY)

PAN :- AAFCR9735D

***Address :- JYOTINAGAR SHAKESPEARE SARANI NEAR WEBEL IT
PARK, Bardhaman, ASANSOL-713341***



AUDITED BY:

V K SHAW & CO.

CA Vishal Kumar Shaw

**Address: Mahesh Complex, 1st Floor, Last Room, Kalibari Road
Assam, 91-India, Pin Code-781315**



Opinion

In our opinion and to the best of our information and according to the explanations given to us, the financial statements give the information required by the Act in the manner so required and give a true and fair view in conformity with the accounting principles generally accepted in India:

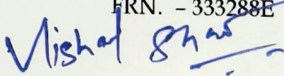
- (a) In the case of the Balance Sheet, of the state of affairs of the Company as at 31st March, 2024; and
- (b) In the case of the Statement of Profit and Loss, of the Profit of the Company for the year ended on that date.
- (c) in the case of the Cash Flow Statement, of the cash flows for the year ended on that date.

Report on Other Legal and Regulatory Requirements

As required by Section 143(3) of the Act, we report that:

- (a) We have obtained all the information and explanations which to the best of our knowledge and belief were necessary for the purposes of our audit.
- (b) In our opinion, proper books of account as required by law have been kept by the Company so far as it appears from our examination of those books.
- (c) The Balance Sheet and Statement of Profit and Loss dealt with by this Report are in agreement with the books of account.
- (d) In our opinion, the Balance Sheet and Statement of Profit and Loss comply with the Accounting Standards referred to in Section 133 of the Act, read with Rule 7 of the Companies (Accounts) Rules, 2014.
- (e) On the basis of the written representations received from the directors as on 31st March, 2024 taken on record by the Board of Directors, none of the directors is disqualified as on 31st March, 2024 from being appointed as a director in terms of Section 164(2) of the Act.



For and on behalf of
V K Shaw & Co.
Chartered Accountants
FRN. - 333288E

CA. Vishal Kumar Shaw
(Proprietor)
Membership No. - 311716
Date-05-09-2024

RICHMOND ENCLAVE PRIVATE LIMITED

JYOTINAGAR, SHAKESPEARE SARANI, NEAR WEBEL IT PARK, ASANSOL, Kanyapur, Bardhaman, Baraboni, West Bengal

CIN: U45400WB2012PTC183950

E-mail: ehteram007@gmail.com

DIRECTORS' REPORT

To,
The Members

Your Directors have pleasure in presenting the Annual Report on the business and operations of the Company and Audited Statement of Accounts of the Company for the year ended 31st March, 2024.

OPERATING RESULTS

(Amount in Rs Hundreds)

Particulars	Year Ended 31.03.2024	Year Ended 31.03.2023
Total Revenue	155098	-
Total Expenses	153076	5366
Profit or (Loss) before Tax	2021	-5366
Less: Current Tax	526	-
Deferred Tax	-	-
Profit or (Loss) After Tax	1496	-5366

STATE OF AFFAIRS OF COMPANY

The company has operational revenue of for the year 2023-24. Company has earned a profit of Rs. 1,49,579/- for the year. Your Directors are hopeful that the company shall be able to achieve better result in coming years provided all the external factors remain positive.

CHANGE IN NATURE OF BUSINESS

There have not been any changes in nature of business of the Company during the Financial Year.

RESERVES

md. kalimuddin

Ehteram Azam

For the financial year ended 31st March, 2024, the Company had not transferred any sum to Reserves. Therefore, your Company proposes to transfer the entire amount of profit to Profit and Loss Accounts of the Company.

DIVIDEND

Company did not declare any dividend for the year ended 31st March 2024.

EVENTS SUBSEQUENT TO THE DATE OF FINANCIAL STATEMENTS

There were no material changes and commitments which occurred affecting the financial position of the Company between March 31, 2024 and the date on which this report has been signed.

DIRECTORS

There has been no change in the Directors of the Company during the year.

EXTRACT OF ANNUAL RETURN

As required pursuant to Section 92(3) of the Companies Act, 2013 and rule 12(1) of the Companies (Management and Administration) Rules, 2014, an extract of annual return in Form MGT 9 as a part of this Annual Report is attached as **Annexure**.

BOARD MEETINGS

During the Year 2023-24, Board met 4 times (on 17.06.2023, 16.09.2023, 18.12.2023, & 20.03.2024).

STATUTORY AUDITORS

The Auditors, M/s V K Shaw and Co (VKSC), Chartered Accountants, FRN 333288E were appointed with your approval. The Board, in terms of Section 139 of the Act has recommended for the ratification of the Members the re-appointment of VKSC from the conclusion of the ensuing AGM till the conclusion of next AGM. The Board, in terms of Section 142 of the Act, has also recommended for the approval of the Members the remuneration of VKSC for the financial year 2023-24. Appropriate resolution in respect of the above is appearing in the Notice convening the ensuing AGM of the Company.

AUDITORS' REPORT

The Auditors' Report does not contain any qualification. Notes to Accounts and Auditors' remarks in their report are self-explanatory and do not call for any further comments.

PARTICULARS OF EMPLOYEES

None of the employees of your Company receives remuneration of Rs. 0 lakhs per year or Rs. 0 lakhs per month and hence no disclosure is made under Rule 5(2) of the Companies (Appointment and Remuneration of Managerial Personnel) Rules, 2014.

PARTICULARS OF LOANS, GUARANTEES OR INVESTMENT

During the year under review, the Company has not given any Loan, Guarantees or made Investments within the meaning of Section 186 of the Companies Act, 2013.

PARTICULARS OF CONTRACTS OR ARRANGEMENTS WITH RELATED PARTIES

There were no contracts or arrangements with related parties refer to in sub section (1) of section 188, hence no disclosure required.

RISK MANAGEMENT POLICY

Md. Khalidul Haque

Ehsan Azam

The Company has not yet formulated a Risk Management Policy and has in place a mechanism to inform the Board Members about risk assessment and minimization procedures and undertakes periodical review to ensure that executive management controls risk by means of a properly designed framework.

FRAUD REPORTING

During the year under review, no fraud has been reported.

SIGNIFICANT & MATERIAL ORDERS PASSED BY THE REGULATORS

During the year under review no significant and material orders was passed by the regulators or courts or tribunals impacting the going concern status and company's operations in future.

DETAILS OF ADEQUACY OF INTERNAL FINANCIAL CONTROLS

Adequate internal financial controls have been used by the company with reference to the Financial Statements.

CONSERVATION OF ENERGY, TECHNOLOGY ABSORPTION AND FOREIGN EXCHANGE EARNINGS AND OUTGO

The particulars as required under the provisions of section 134(3)(m) of Companies Act, 2013 read with rule 8 (3) of Companies (Accounts) Rules, 2014, in respect of conservation of energy and technology absorption have not been furnished considering the nature of activities undertaken by the company during the year under review.

Further during the year under review, the Company has neither earned nor used any foreign exchange.

TRANSFER OF AMOUNTS TO INVESTOR EDUCATION AND PROTECTION FUND

Your Company did not have any funds lying unpaid or unclaimed for a period of seven years. Therefore, there were no funds which were required to be transferred to Investor Education and Protection Fund (IEPF)

DISCLOSURE UNDER THE SEXUAL HARASSMENT OF WOMEN AT WORKPLACE (PREVENTION, PROHIBITION AND REDRESSAL) ACT, 2013

The company has in place a policy for prevention of sexual harassment in accordance with the requirements of the Sexual Harassment of women at workplace (Prevention, Prohibition & Redressal) Act, 2013. Internal Complaints Committee has been set up to redress complaints received regarding sexual harassment. All employees (permanent, contractual, temporary, trainees) are covered under this policy. The Company did not receive any complain during the year 2023-24.

CHANGES IN SHARE CAPITAL

No changes in the amount of share capital have been made during this year.

PERFORMANCE OF SUBSIDIARIES, ASSOCIATE COMPANIES/ JOINT VENTURES

The company does not have any subsidiary, associates or joint venture.

DIRECTORS' RESPONSIBILITY STATEMENT

Pursuant to section 134 (3) (c) of the companies Act, 2013 the directors of the Company confirm that:

- (a) in the preparation of the annual accounts, the applicable accounting standards had been followed along with proper explanation relating to material departures;
- (b) the directors had selected such accounting policies and applied them consistently and made judgments and estimates that are reasonable and prudent so as to give a true and fair view of the state of affairs of the company at the end of the financial year and of the profit and loss of the company for that period;

M. D. Velumkudi


E. H. S. Arjun

- (c) the directors had taken proper and sufficient care for the maintenance of adequate accounting records in accordance with the provisions of this Act for safeguarding the assets of the company and for preventing and detecting fraud and other irregularities;
- (d) the directors had prepared the annual accounts on a going concern basis; and
- (e) the directors had devised proper systems to ensure compliance with the provisions of all applicable laws and that such systems were adequate and operating effectively.

ACKNOWLEDGEMENT

The Directors wish to place on record their appreciation for the sincere and dedicated efforts of all employees. Your directors would also like to thank the Shareholders, Bankers and other Business associates for their sustained support, patronage and cooperation.

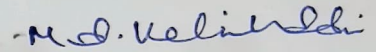
For and on behalf of the board of directors



Director

Ehteram Azmi

DIN: 06390079



Director

Mohammad Kalimuddin

DIN: 07482467

Date: 24/08/2024

Place: Asansol

RICHMOND ENCLAVE PVT. LTD.

Balance Sheet as at 31st March, 2024

Particulars	Note No	(₹ in hundreds)	
		As At 31st March, 2024	As At 31st March, 2023
I. EQUITY AND LIABILITIES			
1 Shareholders' Funds			
(a) Share Capital	1	1,000	1,000
(b) Reserve and Surplus	2	(20,213)	(21,709)
2 Non Current Liabilities			
(a) Other Long Term Liabilities	3	10,44,016	3,92,996
3 Current Liabilities			
(a) Short - Term Borrowings	4	5,35,095	4,45,913
(b) Trade Payable	5		
(i) Due to MSME		-	-
(ii) Due to Others		1,09,603	15,396
(c) Other Current Liabilities	6	20,995	5,549
(d) Short - Term Provisions	7	8,562	8,036
TOTAL		16,99,058	8,47,181
II. ASSETS			
1 Non-Current Assets			
(a) Non Current Loans & Advances	8	1,37,500	1,37,500
2 Current assets			
(a) Inventories	9	12,89,241	6,55,141
(b) Cash and Cash Equivalents	10	5,021	31,244
(c) Short Term Loans & Advances	11	2,67,296	23,180
(d) Other current assets	12		116
TOTAL		16,99,058	8,47,181

Significant Accounting Policies

See accompanying Notes to the Financial Statements

A & B

1 to 26

The Significant accounting policies and notes to accounts referred to above form an integral part of the Financial statement.

As per our Report of even date attached.

FOR V K SHAW & CO

Chartered Accountants

FRN : 333288E

Vishal Kumar Shaw

Vishal Kumar Shaw

ACA, Memb. No.: 311716

Proprietor

Place: Asansol

Date: 05-09-2024

UDIN:25311716BMHBMZ6126

For and on behalf of the Board of Directors

Ehteram Azmi

EHTERAM AZMI

Director

06390079

Md. Kalimuddin

Md. Kalimuddin

Director

07482467



RICHMOND ENCLAVE PVT. LTD.

Statement of Profit and Loss for the year ended 31st March, 2024

Particulars	Note No.	(₹ in hundreds)	
		For the Year Ended 31st March, 2024	For the Year Ended 31st March, 2023
I INCOME			
Sale of Flats		1,54,947	-
Other Income		151	-
Total Income		1,55,098	-
II EXPENSES:			
Changes in Work in progress	13	(2,12,662)	(1,19,902)
Employee Benefit Expenses	14	49,907	5,696
Finance Cost	15	43,165	40,410
Other expenses	16	2,72,666	79,162
Total Expenses		1,53,076	5,366
III Profit Before Tax		2,021	(5,366)
IV Tax expense:		526	
(1) Current tax		-	-
V Profit (Loss) for the Period		1,496	(5,366)
VI Earnings per equity share:			
1. Basic	17	15.00	(54.00)
2. Diluted	17	15.00	(54.00)
Significant Accounting Policies	A & B		
See accompanying Notes to the Financial Statements	1 to 26		

As per our report of even date attached.

For and on behalf of the Board of Directors

FOR V K SHAW & CO

Chartered Accountants

FRN : 333288E

Vishal Kumar Shaw

Vishal Kumar Shaw

ACA, Memb. No.: 311716

Proprietor

Place: Asansol

Date: 30-09-2024

UDIN:25311716BMHBMZ6126

Ehteram Azmi

EHTERAM AZMI

Director

06390079

Md. Kalimuddin

Md. Kalimuddin

Director

07482467



Significant Accounting Policies and Notes on Accounts

Company Overview

RICHMOND ENCLAVE PRIVATE LIMITED was incorporated on 20th July 2012 under the Companies Act, 2013.

1. Significant Accounting Policies

1.1 Basis of Preparation of Financial Statements

The Financial Statements has been prepared in accordance with Indian Generally Accepted Accounting Principles in India ("GAAP") under the historical cost convention on an accrual basis except for certain financial instruments which are measured at fair value. GAAP consists of the provisions of the Companies Act, 2013 along with the Guidelines issued by SEBI and the mandatory accounting standards prescribed in the Companies (Accounting Standards) Rules, 2006 issued by the Central Government in consultation with the National Advisory Committee on Accounting Standards and also as per other pronouncements issued by Institute of Chartered Accountants of India. The Accounting Policies have been consistently applied by the company and are consistent with those used in previous years except where a newly issued Accounting Standard is initially adopted or a revision to an existing accounting standard requires change in accounting policy in use and its appropriate disclosure is done as per AS-1.

1.2 Use of Estimates

The presentation of financial statements is in conformity with generally accepted accounting principles which requires management to make estimates and assumptions that affect the amounts reported in the financial statements and accompanying notes. Although these estimates are based on management's best knowledge of current events and actions, the Company may undertake it in future; actual results ultimately may differ from the estimates. Any revision to accounting estimates is recognized prospectively in future prospects. These changes in estimates are reflected in financial statements and if material is also disclosed in the notes to the financial statements.

1.3 Cash and Cash Equivalents

Cash comprises cash in hand and balances with banks. Cash Equivalents are short-term balances (with an original maturity of three months or less from the date of acquisition), highly liquid investments are readily convertible into known amounts of cash and which are subject to insignificant risk of changes of value.

1.4 Revenue Recognition

As per AS-9, Sales are accounted for on the basis of passing of title to the goods. Sales comprise of sale price of goods including excise duty but exclude trade discount and GST. All other incomes have been recorded on accrual basis.

1.5 Provisions and Contingent Liabilities

As per AS-29, A provision is recognized when an enterprise has a present obligation as a result of past event; it is possible that an outflow of resources will be required to settle the obligation, in respect of which a reliable estimate can be made. Provisions are not discounted to its present value and determined based on best estimate required to settle the obligation at the balance sheet date. These are reviewed at each Balance Sheet and adjusted to reflect the current best estimates. When there is no reliable estimate made, a disclosure is made as contingent liability. The disclosure of contingent liability is also made when there is any present or possible obligation that may, but probably will not, require an outflow of resources.



Mohammad Kalimuddin

Mohammad Kalimuddin
(DIN: 07482467)

Ehteram Azmi

Ehteram Azmi
(DIN: 06390079)

1.6 Tangible & Intangible Assets including Capital Work-in-Progress

As per AS-10, Tangible Assets are stated at cost, less accumulated depreciation and impairment, if any. Direct cost is capitalized until the tangible assets are put to use. Capital work in progress comprises the cost of fixed assets that are not yet ready for their intended use at the reporting date. Intangible assets if any, are recorded at consideration paid for acquisition of such assets and are carried at cost less accumulated amortization and impairment.

1.7 Depreciation and Amortization

As per AS-6, Depreciation on Fixed Assets is provided on the written down value method on the reducing value of the assets each year. Depreciation for assets purchased or sold during the current reporting period are proportionately charged on day basis. All assets costing individually Rs. 5000/- and below are fully depreciated in the year of addition.

1.8 Impairment of Assets

The company has put all its significant fixed assets to an impairment test at the balance sheet date. If there is an indication that an asset may be impaired based on internal/external factors, the management determines the recoverable amount of the assets (or where applicable, of cash generating unit to which asset belongs) as, the higher of its net selling price and its value in use. An impairment loss is recognized whenever the carrying amount of an asset or a cash generating unit exceeds its recoverable amount and accounting is done as per the guidelines laid down by "AS-28". During the year ended 31st March, 2023, there is no such loss.

1.9 Inventories

As per AS-2, Inventories are valued at the lower of cost or net realizable value. Basis of determination of cost remains as follows:

- (a) Raw material, packing material, Stores & Spares: Moving Weighted Average Basis
- (b) Work-in-progress: Cost of Input plus Overhead upto the stage of completion
- (c) Finished Goods: Cost of Input plus Appropriate Overhead

1.10 Investments

Investments, as per AS-13, that are readily realizable and are intended to be held for not more than one year from the reporting date are classified as "Current investments". All other investments are classified as "Non-current investments". Current investments are stated at the lower of cost and fair value. Long term investments are stated at cost. A provision for diminution is made to recognize a decline, other than temporary, in the value of non-current investments. Investments in Subsidiaries, Joint Ventures and Associates are held for long term and valued at cost reduced by diminution of permanent nature therein, if any. No profit or losses of subsidiaries are accounted for.

1.11 Income Tax & Deferred Tax

Current tax is the amount of tax payable on the taxable income for the year as determined in accordance with the provisions of the Income Tax Act, 1961. Deferred tax is recognized on timing differences, being the differences between the taxable income and the accounting income that originate in one period and are capable of reversal in one or more subsequent periods. Deferred tax is measured using the tax rates and the tax laws enacted or substantially enacted as at the reporting date. Deferred tax liabilities are recognized for all timing differences. Deferred tax assets in respect of unabsorbed depreciation and carry forward of losses are recognized only if there is virtual certainty that there will be sufficient future taxable income available to realize such assets. Deferred tax assets are recognized for timing differences of other items only to the extent that reasonable certainty exists that sufficient future taxable income will be available against which these can be realized. Deferred tax assets and liabilities are offset if such items relate to taxes on income levied by the same governing tax laws and the Company has a legally enforceable right for such set off. Deferred tax assets are reviewed at each Balance Sheet date for their reliability.



Mohammad Kalimuddin

Mohammad Kalimuddin
(DIN: 07482467)

Ehteram Azmi

Ehteram Azmi
(DIN: 06390079)

1.12 Cash Flow Statement

As per AS-3, Cash flows are reported using the indirect method, whereby profit before tax is adjusted for the effects of transactions of a non-cash nature, any deferrals or accruals of past or future operating cash receipts or payments and item of income or expenses associated with investing or financing cash flows.

1.13 Leases

As per AS-19, Lease under which the Company assumes substantially all the risks and rewards of ownership are classified as finance leases. Such assets acquired are capitalized at fair value of the asset or present value of the minimum lease payments at the inception of the lease, whichever is lower. Lease payments under operating leases are recognized as an expense on a straight-line basis in the Consolidated Statement of Profit and Loss over the lease term. For the current financial year, the company has no operating or financial lease.

1.14 Segment Reporting

The Company identifies primary segments based on the pre-dominant sources of risk effects and returns depending on organization and of the management and internal financial reporting system. As stated in AS-17, The operating segments are the segments for which separate financial information are available and operating profit/loss there from are evaluated regularly by the management for allocation of resources and assessment of performance. Revenue, expenses, assets and liabilities which relate to the company as a whole which are not allocable to segments on direct and/or reasonable basis have been included under "unallocated revenue/expenses/assets/liabilities".

There being only one 'business segment' and 'geographical segment', the segment information is not provided.

1.15 Government Grants

The Company recognizes government grants only when there is reasonable assurance that the conditions attached to them shall be complied with, and the grants will be received. As in AS-12, Government grants related to depreciable assets are treated as deferred income and are recognized in the Consolidated Statement of Profit & Loss on a systematic and rational basis over the useful life of the asset. Government grants related to revenue are recognized on a systematic basis in the Consolidated Statement of Profit & Loss over the periods necessary to match them with the related costs which they are intended to compensate.

1.16 Employee Benefit Expenses

As per AS-15, Short-term employee benefits are recognized as an expense at the undiscounted amount in the profit and loss account of the year in which the related service is rendered.

1.17 Foreign Currency Transactions

Transactions in foreign currencies are recognized at rate of overseas currency ruling on the date of transactions. Gain / Loss arising on account of rise or fall in overseas currencies vis-a-vis reporting currency between the date of transaction and that of payment is charged to Statement of Profit & Loss. Receivables/payables (excluding for fixed assets) in foreign currencies are translated at the exchange rate ruling at the yearend date and the resultant gain or loss, is accounted for in the Statement of Profit & Loss. Increase / decrease in foreign currency loan on account of exchange fluctuation are debited / credited to Statement of profit and loss. Impact of exchange fluctuation is separately disclosed in notes to accounts. For the Current Financial Year 2023-24 no such transactions have taken place.



Md. Kalimuddin
Mohammad Kalimuddin
(DIN: 07482467)

Ehteram Azmi
Ehteram Azmi
(DIN: 06390079)

1.18 Earnings Per Share(EPS)

As per AS-20, Basic Earnings per share is calculated by dividing the net profit for the period attributable to equity shareholders by the weighted average number of equity shares outstanding during the period.

For the purpose of calculating diluted earnings per share, the net profit for the period attributable to equity shareholders and the weighted average number of shares outstanding during the period is adjusted for the effects of all dilutive potential equity shares.

Particulars	31.03.2024 (Rs. in Hundreds)	31.03.2023 (Rs. in Hundreds)
Profit After Tax (PAT)	149578.52	-536648
Weighted Average Number of outstanding equity shares	11108	11108
Earnings Per Share (EPS)	15	-54

1.19 Related Party Disclosures

As per AS-18, Related Party Transactions are transfer of resources or obligations between related parties, regardless of whether or not a price is charged. Related Parties means parties which are considered to be related if at any time during the reporting period one party has the ability to control the other party or exercise significant influence over the other party in making financial and/or operating decisions. The disclosures in the notes to accounts as stated in AS-18, are made below:

A. KEY MANAGEMENT PERSONNEL:

1. Ehteram Azmi(Director)
2. Mohammad Kalimuddin(Director)

B. ENTERPRISES OVER WHICH KEY MANAGEMENT PERSONNEL EXERCISE SIGNIFICANT INFLUENCE:

C. DISCLOSURE OF TRANSACTION BETWEEN REPORTING ENTERPRISES AND RELATED PARTY AND THE STATUS OF OUTSTANDING AS ON 31ST MARCH 2024:

Particulars	2023-24	2023-24	2022-23	2022-23
	Key Management personnel	Enterprise having Significant influence	Key Management personnel	Enterprise having Significant influence
i) Director Remuneration	-	-	-	-
ii) Advance / Loan Taken:	-	-	-	-
Opening(a)	-	-	-	-
Taken during the year(b)	-	-	-	-
Interest Paid(c)	-	-	-	-
Repaid during the year(d)	-	-	-	-
Closing(a+b+c-d)	-	-	-	-

1.20 Financial Ratios

The ratios required to be disclosed as per amended Schedule III has been provided below:

Sl. No.	Ratios		Results	
	1	Current Ratio	Current Assets Current Liabilities	1561588/674225
2	Debt-Equity Ratio	Debt (Borrowings) Equity / Shareholders Fund	1577921/-19213	-82.12
3	Debt Service Coverage Ratios	Net operating Income (EBIT) Debt Service (Principal + Int)	2021/1577921	0.128



M. d. Kalimuddin
 Mohammad Kalimuddin
 (DIN: 07482467)

Ehteram Azmi
 Ehteram Azmi
 (DIN: 06390079)

4	Return on Equity Ratio	Net Income (PAT) Shareholders' Equity	1495/-19213	-7.78
5	Inventory Turnover	Revenue from Operations Average Inventory	NA	NA
6	Trade Receivables Turnover Ratio	Net Credit Sales Average Accounts Receivable	NA	NA
7	Trade Payables Turnover Ratio	Total Purchase Average Trade Payables	NA	NA
8	Net Capital Turnover Ratio	Revenue from Operations Shareholders' Equity	15497/-19213	-806.46
9	Net Profit Ratio	Net Profit after Tax Revenue from Operations	1496/154947	.965
10	Return on Capital Employed	Earnings Before Interest & Tax Capital Employed	2021 / (16,99,058 – 1,39,160)	0.129
11	Return on Investment	Net Profit Cost of Investment	NA	NA

1.21 Corporate Social Responsibility

Corporate Social Responsibility is covered under Section 135 of the Companies Act, 2013. It states that any company which has a Net Worth of more than Rs. 500 crore OR turnover of more than Rs. 1,000.00 crore OR Net Profit of more than Rs. 5.00 crore, must apply 2% of its average net profits of 3 years immediately preceding the current financial year. Since the company does not fall into any of the categories mentioned, it has not allocated any funds for CSR activities for the year ended on 31st March, 2024.

In terms of our attached report of even date

For V K SHAW & CO

Chartered Accountants

FRN No: 333288E

Vishal Shaw

VISHAL KUMAR SHAW

PROPRIETOR

ACA, M No:311716

For and on Behalf of Board

RICHMOND ENCLAVE PRIVATE LIMITED

Ehteram Azmi

(EHTERAM AZMI)

Director

(DIN: 06390079)

Md. Kalimuddin

(MOHAMMAD KALIMUDDIN)

Director

(DIN: 07482467)

Place: ASANSOL

Date: 05-09-2024



RICHMOND ENCLAVE PVT. LTD.

Notes to Standalone Financial statements for the year ended 31st March, 2024

Particulars	As At 31st March, 2024		As At 31st March, 2023	
	Number	Amount (₹)	Number	Amount (₹)
Note 1 Share Capital				
i) Authorised Share Capital				
Equity Shares of ₹ 10/- each	1,10,000	11,00,000	1,10,000	11,00,000
Issued & Subscribed Share Capital:				
Equity Shares of ₹ 10/- each fully paid up	10,000	1,00,000	10,000	1,00,000
Paid up Share Capital				
Equity Shares of ₹ 10/- each fully paid up	10,000	1,00,000	10,000	1,00,000
Total	10,000	1,00,000.00	10,000	1,00,000

ii) **Reconciliation of the number of shares and amount outstanding at the beginning and at the end of the reporting period.**

	10,000	1,00,000	10,000	1,00,000
Shares outstanding at the beginning of the year				
Shares Issued during the year	-	-	-	-
Shares bought back during the year	-	-	-	-
Shares outstanding at the end of the year	10,000	1,00,000	10,000	1,00,000

iii) **Name of Shareholder Holding 5% or more shares**

Particulars	No. of Shares held	% of Holding	No. of Shares held	% of Holding
MD Kalimuddin	5,000	50.00%		
Ehetram Azmi	5,000	50.00%		
Sushil Chamaria			5,000	50.00%
Pradeep Kumar Agarwal			2,500	25.00%
Prasenjit Bera			2,500	25.00%

iv) **Terms/ Rights attached to the Equity Shares**

- The Company has only one class of shares referred to as equity shares having a par value of ₹10/-. Each holder of equity shares is entitled to one vote per share.
- There are no shares held by holding company or its ultimate holding company including share held by subsidiaries or associates of the holding company or ultimate holding company.
- There are no terms of any securities convertible into equity/preference shares .
- There are no shares reserved for issue under options and contracts/commitments for sale of share/disinvestment.
- The Company has not issued Shares pursuant to contract(s) without payment being received in cash and there are no bouns shares issued by the company.
- There are no calls unpaid by Directors and Officer of the Company during the year.
- There are no shares forfeited in current year.

8 **Shareholding of Promoters:**

Promoter Name	No of Shares	% of Total Shares	% Change during the year	No of Shares in PFY
A. MD Kalimuddin	5,000	50.00%	50%	0
B. Ehetram Azmi	5,000	50.00%	50%	0
C. Sushil Chamaria	-	0.00%	-50%	5,000.00
D. Pradeep Kumar Agarwal	-	0.00%	-25%	2,500.00

Ehetram Azmi *MD. Kalimuddin*

EHTERAM AZMI . Kalimuddin

Director Director
06390079 07482467



RICHMOND ENCLAVE PVT. LTD.

Notes to Standalone Financial statements for the year ended 31st March, 2024

(₹ in hundreds)

Particulars	As At 31st March, 2024	As At 31st March, 2023
	Amount (₹)	Amount (₹)
Note 2 Reserve & Surplus		
(a) Surplus	(21,709)	(16,343)
Opening balance	1,496	(5,366)
Add: Net Profit for the current year		
Total	(20,213)	(21,709)
Note 3 Other Long Term Liabilities		
(a) Other Advance	10,44,016	3,92,996
- Advance received Against Flat Booking		
Total	10,44,016	3,92,996
Note 4 Short - Term Borrowings		
(a) Loans Repayable on Demand	4,04,698	3,52,803
- From related parties	1,30,397	93,110
- From body corporates		
Total	5,35,095	4,45,913
Note 6 Other Current Liabilities		
(a) Other Payables	16,815	4,873
- Statutory Liabilities	4,181	676
- Liability of expenses		
Total	20,995	5,549
Note 7 Short - Term Provisions		
(a) Others	526	
- Income Tax	8,036	8,036
- Expenses		
Total	8,562	8,036
Security Guards		
Note 8 Non Current Loans and Advances		
Unsecured, Considered Good		
(a) Capital Advance	1,20,000	1,20,000
- to related party	17,500	17,500
- to others		
Total	1,37,500	1,37,500
Note 9 Inventories		
(a) Work in Progress	12,89,241	6,55,141
Total	12,89,241	6,55,141
Note 10 Cash and Cash Equivalents		
(a) Balances with Bank	4,234	31,060
(b) Cash on hand	787	184
(As Certified by Director)		
Total	5,021	31,244
Note 11 Short Term Loans & Advances		
(a) Others	2,66,822	22,973
- Short Term Loans, Advances and others		
- Advance against Land		
i) TCS Receivable	474	207
Total	2,67,296	23,180
Note 12 Other current Assets		
(a) -Balance with GST and other authorities		116
(b) Advance Payment to Creditors		
Total	-	116

M. K. Kulkarni

Chharen Agm -



RICHMOND ENCLAVE PVT. LTD.

Notes to Standalone Financial statements for the year ended 31st March, 2024

(₹ in hundreds)

Particulars	For the Year Ended	For the Year Ended 31st
	31st March, 2024	March, 2023
	Amount (₹)	Amount (₹)
Note 13 Changes in work in progress		
Purchase of Raw Materials		
- Construction material	4,21,438	1,82,995
-Expenses allocation	-	82
	4,21,438	1,82,913
Add: Opening Stock of Raw Materials & WIP	6,55,141	3,52,326
Less: Closing Stock of Raw Materials & WIP	12,89,241	6,55,141
	(2,12,662)	(1,19,902)

Note 14 Employee Benefit Expenses

(a) Salary & Wages		
- Salary & Incentives	49,907	5,553
(b) Staff Welfare Expenses	-	
- Medical & Staff Welfare	-	143
Total	49,907	5,696

Note 15 Finance Expenses

(a) Interest		
- on Borrowings	43,165	40,410
Total	43,165	40,410

Note 16 Other Expenses


(a) <u>Manufacturing/Construction Expenses</u>		
Architect Fess	-	5,682
Labour Payment -Construction	1,56,821	52,184
Labour Electrical	8,799	-
Legal & Professional (Advocate)	3,525	1,643
Electrical Fittings	1,568	-
Repair & Maintenance- Other	458	-
Survey work	290	-
Mineral Water	102	-
Putty	4,518	-
Rent	854	-
Freight and delivery charges	287	-
FIRE SERVICE EXPENSES	1,660	-
Fly Ash Block	31,443	-
Gril	1,692	-
Transportation Charges	1,024	4,147
Sanction Fees	17,062	1,999
Security Guards	6,070	941
Stall Charges	350	-
Plan Sanction and other statutory approval fees and expen	1,454	-
(b) <u>Administrative and Other Expenses</u>		
Auditors Remuneration [Refer Note Below]	295	295
Bank Charges	44	27
Computer Maintenance	235	124
Electricity Expenses	5,906	-
Filing Fees	838	61
General Charges	-	709
Sundry Expenses for Construction	909	-
Communication expenses	71	-
Miscellaneous expenses	1,874	-
Insurance expenses	32	-
Trade discount and write off	0	-

Ehteram Azmi

EHTERAM AZMI
Director
06390079

Md. Kalimuddin

Md. Kalimuddin
Director
07482467



RICHMOND ENCLAVE PVT. LTD.

Notes to Standalone Financial statements for the year ended 31st March, 2024

Note 5: Trade Payable Ageing Schedule

(₹ in hundreds)
(2023-24)

Particulars	Outstanding for following period form due date payment				Total
	<1 Years	1-2 Years	2-3 Years	More than 3 years	
(i) Micro Small and Medium Enterprises	-	-	-	-	-
(ii) Others	93,843	15,760	-	-	1,09,603
(iii) Disputed dues- Micro Small and Medium Enterprises	-	-	-	-	-
(iv) Disputed dues- Others	-	-	-	-	-

(2022-23)

Particulars	Outstanding for following period form due date payment				Total
	<1 Years	1-2 Years	2-3 Years	More than 3 years	
(i) Micro Small and Medium Enterprises	-	-	-	-	-
(ii) Others	15,26,866	12,780	-	-	15,396
(iii) Disputed dues- Micro Small and Medium Enterprises	-	-	-	-	-
(iv) Disputed dues- Others	-	-	-	-	-

(E) Harman Aggarwal

M. S. Usharani

